



Google Forms

## How to access the form

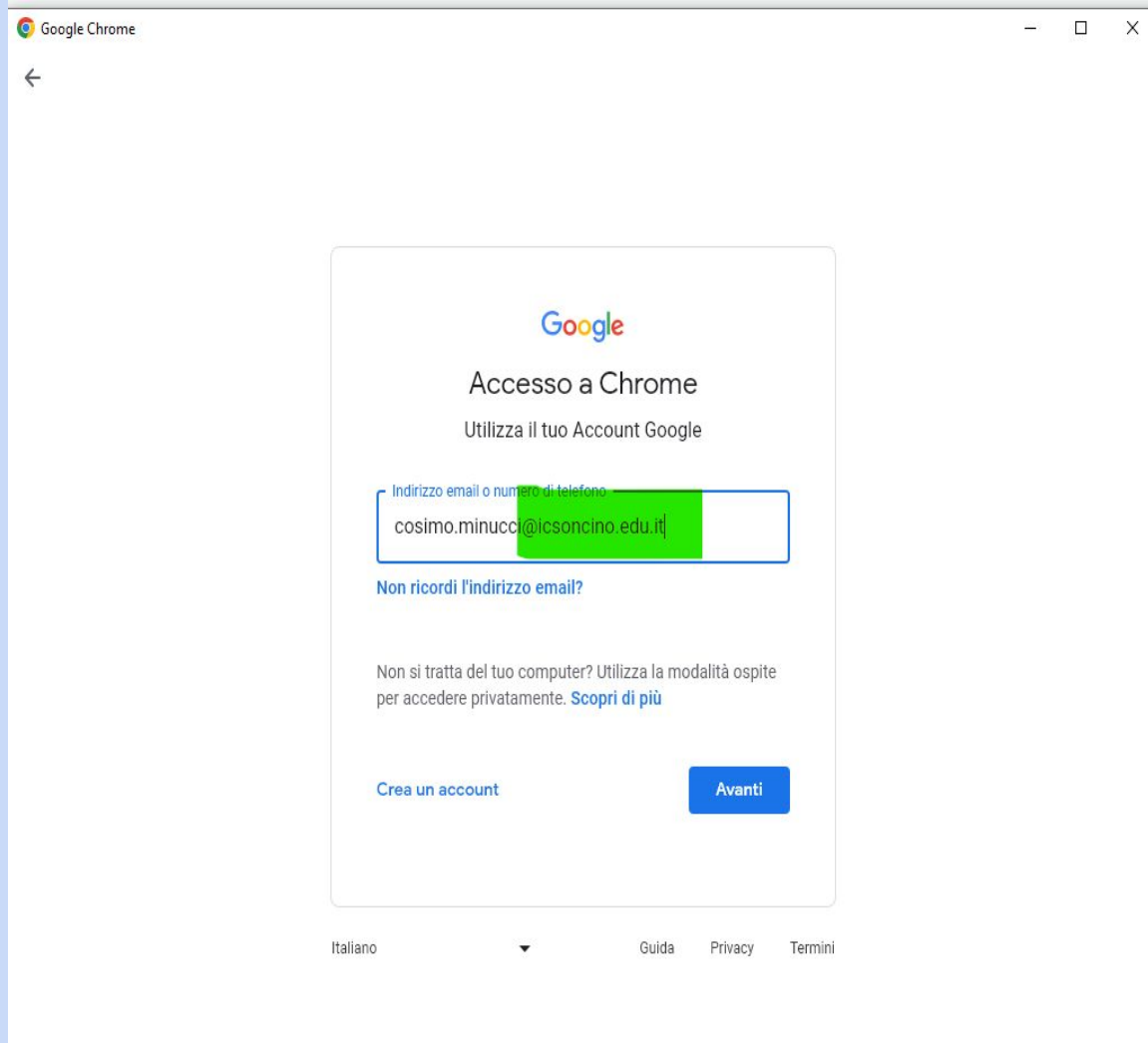
You will receive a link as in the example, click on it and check that you are in the right account.

The links received from IC Soncino can only be opened by logging in with an institutional account

Link

<https://forms.gle/DopqeqPDrLr4vXMr6>

The links received from IC Soncino can only be used by logging in with an institutional email. If the link denies you access, check the accuracy of the email address.



Once you have logged into the form, the following screen opens

Domande Risposte Impostazioni

Sezione 1 di 12

## Istituto comprensivo "Giovanni XXII" - Soncino a.s. 2023/24

Fascicolo autorizzazioni da compilare e inviare da account istituzionale.

Questo modulo raccoglie automaticamente gli indirizzi email di chi risponde [Modifica impostazioni](#)

Nome alunno \*

Testo risposta breve

Cognome alunno \*

Testo risposta breve

Classe frequentata \*

Prima

Seconda

Terza

Quarta

⊕  
📄  
Tt  
🖼️  
▶️  
☰

# Filling-in information

The form is organized into linked sections and it is not possible to access the next section if you do not fill in all the mandatory fields.

For parents and delegates' identification documents, it is possible to upload a PDF of the document or even a simple photograph.

The document must be clearly legible front and back.

In the event of failure or incomplete transmission of pick-up delegates' identification documents, the teachers are only authorized to hand over the minor to the parents. In particular cases authorization may be given by the school Management.

## RECAPITO EMAIL PADRE O TUTORE \*

La tua risposta

Carta identità/Passaporto e Tessera sanitaria padre (in mancanza del documento di riconoscimento il modulo non ha validità) \*

 [Aggiungi file](#)

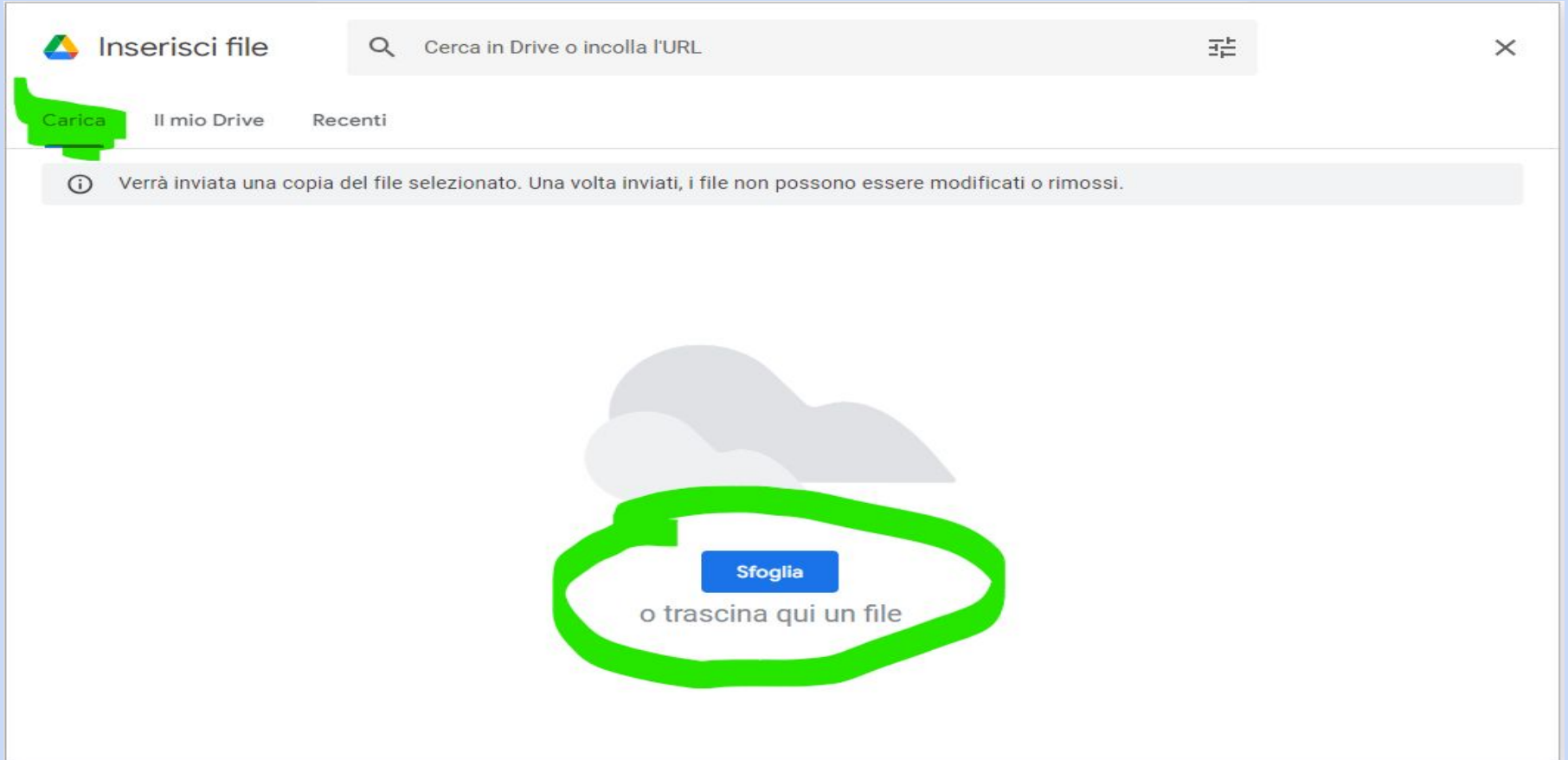
Indietro

Avanti

 Pagina 2 di 12 [Cancella modulo](#)

Non inviare mai le password tramite Moduli Google.

If the file I want to upload is on my device.



The screenshot shows the Google Drive upload interface. At the top left, the text "Inserisci file" is next to the Google Drive logo. A search bar contains the text "Cerca in Drive o incolla l'URL". Below this, there are three tabs: "Carica", "Il mio Drive", and "Recenti". The "Carica" tab is highlighted with a green brush. A grey notification bar at the top reads: "Verrà inviata una copia del file selezionato. Una volta inviati, i file non possono essere modificati o rimossi." In the center of the page, there is a large grey cloud icon. Below it, a blue button labeled "Sfoglia" is circled in green. Underneath the button, the text "o trascina qui un file" is displayed.

Inserisci file

Cerca in Drive o incolla l'URL

Carica Il mio Drive Recenti


Verrà inviata una copia del file selezionato. Una volta inviati, i file non possono essere modificati o rimossi.

Sfoglia

o trascina qui un file

If the file I want to upload is saved in my drive.

 Inserisci file


 Cerca in Drive o incolla l'URL



Carica

 Il mio Drive

Recenti

 Verrà inviata una copia del file selezionato. Una volta inviati, i file non possono essere modificati o rimossi.

My Drive



Cartelle

Nome ↑



A.s. 21/22



A.s. 22/23



A.s. 23/24



A.s. 2020 e preced...



Attestati



Candidature



Classroom



FOGLI LIM



Google Admin Dow...



INFANZIA



Failure to accept or consent denial to authorizations may preclude the student's participation in some of the activities organized by the IC.